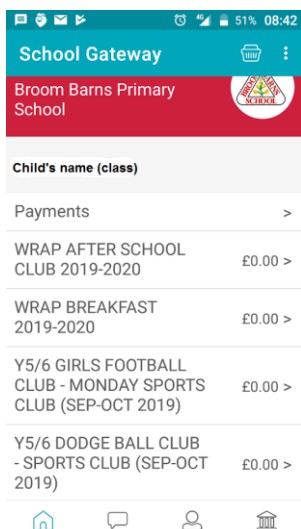
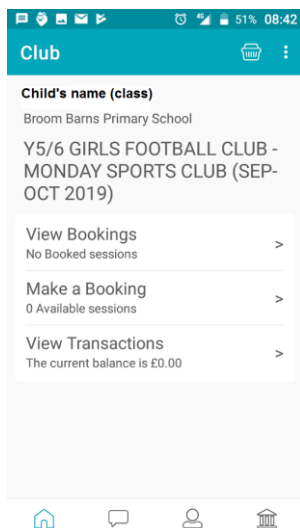


How to Book & then Pay for Clubs

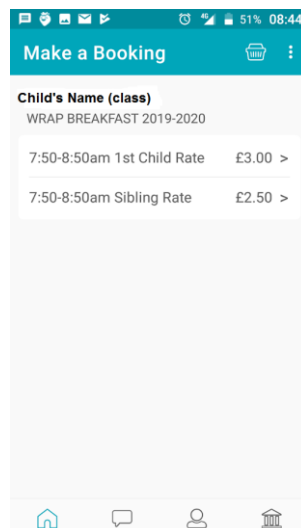
1. Login to your Schoolgateway App and click the club you wish to book.



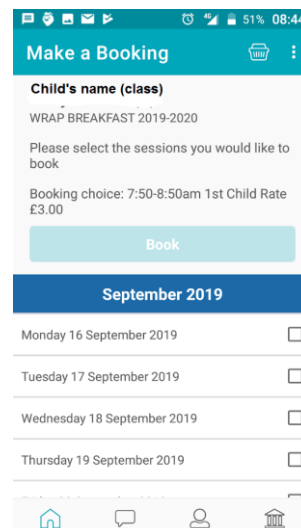
2. When you click on the club you will see the screen for that club only. Below are two examples; Girls football and WRAP Breakfast.



A



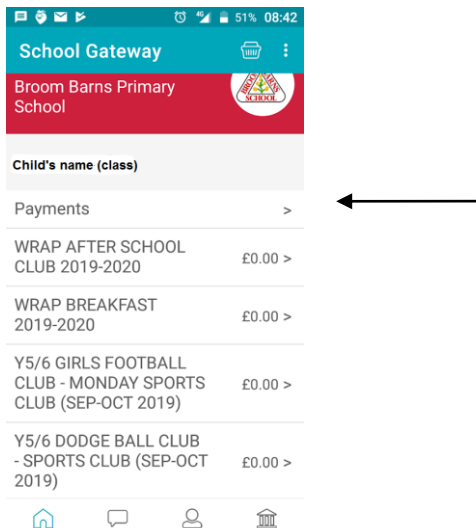
B



C

3. If you are booking an **Afterschool Sports Club** you will see something like the first screenshot (A) ; click on 'Make a Booking'.
If you are booking either of the **WRAP clubs** it will look like the second screenshot above (B) once you have chosen the correct charge screen C will come up asking for booking dates.

4. Once you have booked you must then go to the home page and click on the Payments section



5. A screen similar to the one below will appear, click on the appropriate club/trip.



6. You will then be able to make your payment

