

Text only: 01438 300021

email: admin@broombarns.herts.sch.uk

2021

MOBILE PHONES

DATES

We would like to welcome everyone back to school and we wish everyone a happy 2021.



If you, or a member of your family, have been lucky enough to receive a new mobile phone for Christmas please let the school know any new telephone numbers.
Thank you




SPRING TERM 2021

Fri 12th Feb 2021 - Inset Day

15th-19th Feb - Spring Half Term

16th March - Senco Surgery, by appointment only.26th Mar 1:30pm - End of Term for pupils29th Mar - 9th Apr - Easter Holiday



ARE YOU CURRENTLY EXPERIENCING ANY OF THESE COVID-19 SYMPTOMS?

- a **high temperature** – this means you feel hot to touch on your chest or back (you do not need to measure your temperature)
- a **new, continuous cough** – this means coughing a lot for more than an hour, or 3 or more coughing episodes in 24 hours (if you usually have a cough, it may be worse than usual)
- a **loss or change to your sense of smell or taste** – this means you've noticed you cannot smell or taste anything, or things smell or taste different to normal



IF SO, PLEASE DO NOT ENTER SCHOOL.

Covid 19 Testing

If you or anyone in your household or bubble have symptoms you must get a test as soon as possible and everyone in the household and bubble MUST self-isolate until you receive the results. When you receive the result please email it to admin@broombarns.herts.sch.uk; we are required to report all test results that occur within our school community.

The quote below is directly from: <https://www.gov.uk/get-coronavirus-test>

Stay at home if you have symptoms

If you're getting a test because you have symptoms, you and anyone you live with must self-isolate until you get your result. This also applies to anyone in your support bubble (where someone who lives alone - or just with their children - can meet people from 1 other household).

You must also self-isolate if you cannot get a test.

At National Online Safety we believe in empowering parents, carers and trusted adults with the information they need to hold an informed conversation about online safety with their children, should they feel it is needed. This guide focuses on one platform of many which we believe trusted adults should be aware of. Please visit www.nationalonlinesafety.com for further guides, hints and tips for adults.



REMOTE EDUCATION 10 TOP TIPS FOR CHILDREN

Remote education ensures continuous learning outside the classroom. For students, it's the perfect way to ensure they still get the education they need, despite not being at school. However, it also requires a level of discipline and careful planning. That's why we've created this guide to help pupils understand different aspects of remote education and to support them in ensuring their experience is as safe and secure as it can be.

1. TREAT REMOTE EDUCATION THE SAME AS CLASSROOM LEARNING

Despite being at home, it's important to remember the same rules apply as being in the classroom, particularly in respect of behavior and conduct. Focus on learning and don't get distracted by your surroundings.



2. USE CLASSROOM LANGUAGE

If you are encouraged to communicate through emails and online messages, don't use shorthand text speak and write as though you would speak in class. Remember to be respectful and polite and avoid posting negative comments or spamming the chat.



3. TAKE REGULAR SCREEN BREAKS

Whilst remote education might be an exciting experience to begin with, having prolonged periods of time in front of a screen isn't always healthy. Remember to have regular screen breaks where possible and in your spare time, try to get some fresh air and enjoy other activities away from electronic devices.



4. ALWAYS CONDUCT VIDEO LEARNING IN AN OPEN SPACE AT HOME

To get the best experience from remote education, it's important to create the right environment around you. Try to set up a 'mock classroom desk' at home in an open space so parents can supervise if necessary. Avoid bedrooms as this could be considered inappropriate.



5. ONLY COMMUNICATE THROUGH APPROVED SCHOOL PORTALS AND PLATFORMS

It's important that you send messages and any pictures or images required for class through approved school channels, such as internal learning portals or approved platforms. This will help to keep your personal information safe and secure.



6. STICK TO TEACHER RULES AND GUIDELINES AROUND REMOTE EDUCATION

Your school should issue you with guidance on remote education and the rules to follow. Always maintain classroom behaviour and try to remember that you are in a learning environment and not a social setting.



7. DRESS IN SCHOOL UNIFORM

As part of your learning environment, try to maintain school uniform/dress. This will help as part of replicating classroom learning in the home. Try to avoid wearing anything too casual as this could be deemed inappropriate for school.




8. DON'T SHARE PASSWORDS OR OTHER SENSITIVE INFORMATION

In order to begin your online lessons or to gain access to learning materials, you may be provided with login details and passwords. In the same way you keep your personal details private, always keep these safe and never share them with others.



9. DON'T USE SCHOOL PLATFORMS TO DISCUSS PERSONAL MATTERS.

It's important to keep your school communication channels separate from your own personal communication with friends and family. Don't be tempted to engage in casual discussions or send images, videos or links via official school apps or platforms that aren't associated with your learning.



10. LOOK AFTER YOUR MENTAL HEALTH AND WELLBEING.

Remote education ultimately means working alone and missing out on daily social interaction with your friends. If you ever feel frustrated, low or sad, it's important to discuss how you feel with your parents or your teacher. Keeping in touch with friends over the phone or on social media can also help to keep your spirits up.



www.nationalonlinesafety.com Twitter - @natonlinesafety Facebook - /NationalOnlineSafety Instagram - @nationalonlinesafety

Sources: Remote education good practice, DfE guidance. | Safeguarding and remote education during coronavirus (COVID-19), DfE guidance.

Users of this guide do so at their own discretion. No liability is entered into. Current as of the date of release: 04.11.2020

All National Online Safety we believe in empowering parents, carers and trusted adults with the information they need to hold an informed conversation about online safety with their children, should they feel it is needed. This guide focuses on one platform of many which we believe trusted adults should be aware of. Please visit www.nationalonlinesafety.com for further guides, hints and tips for adults.



REMOTE EDUCATION 10 TOP TIPS FOR PARENTS

Remote education ensures continuous learning outside the classroom. For parents and carers, remote education isn't always straightforward and there can be a number of factors they need to consider, especially around ensuring their children feel comfortable and are familiar with the whole concept. That's why we've created this guide to help parents and carers support their child in getting the most out of their remote education experience.

1. TAKE AN ACTIVE INTEREST IN YOUR CHILD'S LEARNING

As a parent or carer, your school may have explained how remote education works already, but children may still need help. Take an active interest in their learning and help support them whenever they need a helping hand.



2. MONITOR YOUR CHILD'S COMMUNICATION AND ONLINE ACTIVITY

It's important to remind your child that despite being at home, the same level of behaviour and conduct exists as if they were at school. Encourage them to remain polite, remember their manners and not to post or send any negative comments just because they are behind a computer.



3. ESTABLISH A DAILY SCHEDULE AND ROUTINE

Working from home and trying to learn in a more casual setting that children might associate more with play and a degree of freedom might take a bit of getting used to. Try to stick to a daily routine and use the timetable/schedule that schools have sent home to help children keep on top of their daily learning.



4. ENCOURAGE SCREEN BREAKS AND PHYSICAL ACTIVITY AWAY FROM DEVICES

Remote learning will inevitably require more interaction with computers, laptops and tablets. Teachers will invariably advise on screen breaks; however, it doesn't hurt to keep a check on their time online or encourage them to get some fresh air/exercise.



5. ENSURE YOUR LEARNING DEVICE IS IN PUBLIC SPACE IN THE HOME

It's important to consider where your PC or laptop is placed if live video is being used. Try to keep the background neutral, with no personal information visible and move learning devices out of the bedroom as this could be deemed inappropriate.




6. IMPLEMENT SAFETY CONTROLS AND PRIVACY RESTRICTIONS ON APPS AND SOFTWARE

Dependent on how your school implements remote education, your child may be required to download certain software or apps. Whilst these are likely to be relatively safe to use, like any other new app or platform, parents should still implement safety controls as a precaution.



7. ENSURE YOUR CHILD ONLY USES OFFICIAL SCHOOL COMMUNICATION CHANNELS

It's important that all communication with teachers and school staff is directed through approved school channels, whether that be through the school's online portal or the relevant secure messaging site.



8. FAMILIARISE YOURSELF WITH RELEVANT SCHOOL POLICIES

Schools should have a policy on remote education that they can share with parents. Familiarise yourself with this and ensure you know what is expected of teachers and your child during lessons, both online and offline.



9. MAINTAIN FEEDBACK WITH TEACHERS

Engage in communication with teachers where possible, and try to feed back progress and development as well as any helpful suggestions around the learning process. Be transparent but remain professional and only use official channels to communicate.



10. MONITOR YOUR CHILD'S WELLBEING AND MENTAL HEALTH

Remote education will likely mean that your child won't get the same level of social interaction and might not see their friends for a while. Keep a check on their wellbeing and try to encourage them to get out as much as they can. Whilst learning from home might seem fun and exciting to start with, missing out on seeing their friends every day might take its toll.



www.nationalonlinesafety.com Twitter - @natonlinesafety Facebook - /NationalOnlineSafety Instagram - @nationalonlinesafety

Source: Remote education good practice, OfE guidance | Safeguarding and remote education during coronavirus (COVID-19), OfE guidance.

Users of this guide do so at their own discretion. No liability is entered into. Current as of the date of release: 04.11.2020