


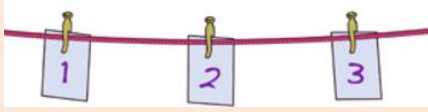


## YEAR 1 HOME LEARNING - 5 DAYS, 5 IDEAS

Mix and match, one activity from each column a day, for the week (or whatever you can do!)

PE	PHONICS	ENGLISH	MATHS	OTHER																																																																																																				
<p>Joe Wicks PE workout <a href="#">CLICK HERE</a></p>	<p>Ask your child to write the sounds <b>zz &amp; lk</b> Can they put them into words?</p> <p><i>A reference for adults of how to say these sounds can be found <a href="#">HERE</a></i></p> <p>Practice writing <b>six &amp; school</b>, can you use them in a sentence?</p>	<p><b>Reading</b> – book, newspaper, online article, recipe etc</p> <p><b>My Autobiography</b> An autobiography is a piece of writing that is all about you. Can you answer the questions in sentences to tell someone all about you and your life?</p> <p><b>Your name?</b> <b>When is your birthday?</b> <b>Who do you live with?</b> <b>Your favourite book is?</b> <b>When you grow up you would like to be?</b></p>	<p><b>Write down all the numbers to 50 in order.</b></p> <p>Use a coloured pencil or pen to <b>colour in all the even numbers.</b></p> <p>Remember: Even numbers can be split up between two people fairly.</p> <p><i>Use toys or household items to help if needed.</i></p>	<p><b>DT</b></p> <p>Read the short story of The Tempest <a href="#">HERE</a> with an adult.</p> <p><b>Create a magical isle</b> as described on page 4 of the Shakespeare Week paperless bundle for 4-7 year olds.</p> 																																																																																																				
<p>Superheroes – Maths <a href="#">CLICK HERE</a></p>	<p>Ask your child to write the words <b>fizz &amp; milk</b></p> <p>Practice writing <b>seven &amp; friend</b>, can you use them in a sentence?</p>	<p><b>Reading</b> – book, newspaper, online article, recipe etc</p> <p><b>By the River</b></p>  <p>There is a bigger version of the</p>	<p>Draw a <b>hundred square</b> and fill it in.</p> <table border="1" data-bbox="1319 1123 1579 1382"> <tbody> <tr><td>1</td><td>2</td><td>3</td><td>4</td><td>5</td><td>6</td><td>7</td><td>8</td><td>9</td><td>10</td></tr> <tr><td>11</td><td>12</td><td>13</td><td>14</td><td>15</td><td>16</td><td>17</td><td>18</td><td>19</td><td>20</td></tr> <tr><td>21</td><td>22</td><td>23</td><td>24</td><td>25</td><td>26</td><td>27</td><td>28</td><td>29</td><td>30</td></tr> <tr><td>31</td><td>32</td><td>33</td><td>34</td><td>35</td><td>36</td><td>37</td><td>38</td><td>39</td><td>40</td></tr> <tr><td>41</td><td>42</td><td>43</td><td>44</td><td>45</td><td>46</td><td>47</td><td>48</td><td>49</td><td>50</td></tr> <tr><td>51</td><td>52</td><td>53</td><td>54</td><td>55</td><td>56</td><td>57</td><td>58</td><td>59</td><td>60</td></tr> <tr><td>61</td><td>62</td><td>63</td><td>64</td><td>65</td><td>66</td><td>67</td><td>68</td><td>69</td><td>70</td></tr> <tr><td>71</td><td>72</td><td>73</td><td>74</td><td>75</td><td>76</td><td>77</td><td>78</td><td>79</td><td>80</td></tr> <tr><td>81</td><td>82</td><td>83</td><td>84</td><td>85</td><td>86</td><td>87</td><td>88</td><td>89</td><td>90</td></tr> <tr><td>91</td><td>92</td><td>93</td><td>94</td><td>95</td><td>96</td><td>97</td><td>98</td><td>99</td><td>100</td></tr> </tbody> </table> <p>Get someone to cover one of the numbers, which number is it?</p>	1	2	3	4	5	6	7	8	9	10	11	12	13	14	15	16	17	18	19	20	21	22	23	24	25	26	27	28	29	30	31	32	33	34	35	36	37	38	39	40	41	42	43	44	45	46	47	48	49	50	51	52	53	54	55	56	57	58	59	60	61	62	63	64	65	66	67	68	69	70	71	72	73	74	75	76	77	78	79	80	81	82	83	84	85	86	87	88	89	90	91	92	93	94	95	96	97	98	99	100	<p><b>Science</b></p> <p>Science Museum Experiment <b>Ear Gongs</b> find <a href="#">HERE</a></p> <p>Materials needed: -A wire coat hanger (or a metal spoon if you don't have one) -String -Scissors</p>
1	2	3	4	5	6	7	8	9	10																																																																																															
11	12	13	14	15	16	17	18	19	20																																																																																															
21	22	23	24	25	26	27	28	29	30																																																																																															
31	32	33	34	35	36	37	38	39	40																																																																																															
41	42	43	44	45	46	47	48	49	50																																																																																															
51	52	53	54	55	56	57	58	59	60																																																																																															
61	62	63	64	65	66	67	68	69	70																																																																																															
71	72	73	74	75	76	77	78	79	80																																																																																															
81	82	83	84	85	86	87	88	89	90																																																																																															
91	92	93	94	95	96	97	98	99	100																																																																																															

		<p>picture above at the end of the document.</p> <p>Can you answer what you think about the questions below? (Try to answer in sentences)</p> <p><b>Who can you see in the picture?</b>  <b>What do you think she is doing?</b>  <b>What is the weather like? How do you know?</b>  <b>Where in the world could she be?</b>  <b>Do you think she is there just for the day? How do you know?</b>  <b>Do you think she likes the river?</b>  <b>What do you think that she might be able to hear?</b>  <b>Would you like to go there?</b>  <b>If you could ask the lady in the picture one thing what would it be?</b>  <b>What might be living in the forest?</b></p>		
<p>Just Dance – Baby Shark <a href="#">CLICK HERE</a></p>	<p>Ask your child to write the sounds <b>qu &amp; pt</b> Can they put them into words?</p> <p><i>A reference for adults of how to say these sounds can be found <a href="#">HERE</a></i></p> <p>Practice writing <b>the &amp; push</b>, can you use them in a sentence?</p>	<p><b>Reading</b> – book, newspaper, online article, recipe etc</p> <p><b>Fact file</b></p> <p>Write a noun (person, place or thing) for each letter of the alphabet</p> <p>e.g. A – apple B - bench</p>	<p><b>Draw and label a street scene using 2-D shapes.</b></p>  <p>If your struggling to remember 2D shapes, watch <a href="#">HERE</a> to sing a song to remind you.</p>	<p><b>Music</b></p> <p>Watch <b>The Brass Section</b> <a href="#">HERE</a></p> <p>The classroom ideas tab under the video has lots of activities and questions to accompany the video with an adult.</p>

<p>Supermov ers – English <a href="#">CLICK HERE</a></p>	<p>Ask your child to write the words <b>queen &amp; script</b></p> <p>Practice writing <b>some &amp; go</b>, can you use them in a sentence?</p>	<p><b>Reading</b> – book, newspaper, online article, recipe etc</p> <p>If you had <b>three wishes</b> what would they be? Remember to write in sentences.</p> 	<p><b>Weather station</b></p> <p>Use an old bottle to collect rain water. Measure how much you collect over a day in ml.</p> <p>Create your own wind sock to show you which way the wind is blowing. If you have a compass (or one on an adults phone you could work this out)</p>	<p><b>PSHE</b></p> <p>Read the short story of a Midsummers Night's Dream <a href="#">HERE</a> with an adult.</p> <p><b>Make a dreamcatcher</b> as described on page 10 of the Shakespeare Week paperless bundle for 4-7 year olds.</p> <p><b>You will need</b></p> <ul style="list-style-type: none"> <li>Card</li> <li>Circles to draw round (such as plates)</li> <li>Hole puncher</li> <li>Scraps of wool, string or ribbon</li> <li>Colouring pencils or pens</li> <li>Scissors</li> <li>Sticky tape</li> <li>Feathers (optional)</li> </ul>
<p>Supermov ers - PHSE <a href="#">CLICK HERE (KS1)</a></p>	<p>Ask your child to write the sounds <b>ch &amp; xt</b></p> <p>Can they put them into words?</p> <p><i>A reference for adults of how to say these sounds can be found <a href="#">HERE</a></i></p> <p>Practice writing <b>says &amp; put</b>, can you use them in a sentence?</p>	<p><b>Reading</b> – book, newspaper, online article, recipe etc</p> <p><b>Letters into words</b></p> <p>Use these letters to write as many words as you can.</p> <p>a s b c f h o u j t r</p>	<p><b>Number line</b></p> <p>Make your own number line on your washing line (or string).</p> <p>Keep going as far as you can!</p> 	<p><b>Spelling Test</b></p> <p>Test yourself on the words you have been practicing throughout the week.</p>

By the River

